


# IPT Installing Instruction

IPT series

**1**

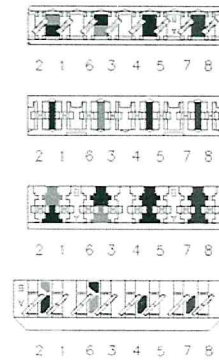


**2**



**3**


IDC(4 options)



Color Coding Information


T568A		T568B	
Pin 5	White/Blue	Pin 5	White/Blue
Pin 4	Blue	Pin 4	Blue
Pin 1	White/Green	Pin 1	White/Orange
Pin 2	Green	Pin 2	Orange
Pin 3	White/Orange	Pin 3	White/Green
Pin 6	Orange	Pin 6	Green
Pin 7	White/Brown	Pin 7	White/Brown
Pin 8	Brown	Pin 8	Brown

**3**




Strip approximately 30mm of the cable jacket, and separate the wires into 4 pairs.

**4**



Follow the IDC color code for T568A or T568B wiring. Use the impact tool to punch and connect the wires on the IDC.

**5**



Use the Cable tie to manage these cables, then complete the installation.

Cable tie