



## Outdoor PoE Repeater over 2-wire (Slave)



POT-1110

H/W Version: 1

The POT system, one master & one slave units, provide a long-reach Ethernet extension with remote Power-over-Ethernet (PoE) capability over a 2-wire line. Connection with a Class 0 PD device, the distance of two-wire 24AWG cables can be up to 400 meters when using a 48Watt high power PoE Switch, FSW-0513/0543. Users may select a fixed data rate for different copper line ranging. The maximum data rate can be up to 60 Mbps full duplex for 2-wire line.


The POT master unit is powered by the local PoE Ethernet network, and transmits both the data and power to the remote slave unit over 2-wire cable. The remote unit regenerates the power and provides the PoE capability to power up the remote PD device up to 15 watts when connecting to 48Watt High Power

Switch, FSW-0513. The POT M/S supports the indoor & outdoor models with wall-mount feature.

Equipped with dip switches, the 2-wire line speed can be configured to meet different line gauges and distances. A POT pair offers a cost effective solution for remote power applications such as LAN-to-LAN connectivity, Video Streaming, FTTB, and MDU/MTU over single twisted line.

### IP65

POT-1110 is IP65-compliant meaning it is weatherproof from snow, rain, typhoons, desert heat, etc. This PoE Repeater is up to the challenge for deployment in any harsh weather condition!



1. RJ45 In  
2. RJ45 Out

### Key Features

- Two-wire cables are used to connect 100Mbps Fast Ethernet PoE devices
- Maximum distance up to 400 meters for 24 AWG cable
- Maximum data rate up to 60Mbps full duplex
- Remote PoE capability for PD devices of WiFi AP, IP camera, IP telephones
- Up to 15 Watts for remote PoE, Depending on PSE power
- Easy installation by indoor & outdoor different models
- Dip Switches for 2-wire line rate settings
- Low-Latency for Video/Voice/Data applications
- IP65 Weatherproof

### Works Well With



**POI-4000**  
High-power PoE Injector



**FSW-0513**  
4-Port High Power PoE Switch



### Technical Specification

#### Line Interface

Data Rate: 60/60 Mbps  
 Power: 48V  
 RJ-11 Connector x 1

#### LAN Interface

Auto-Detection for 10/100 Base-Tx and Half / Full duplex  
 Full compatible with IEEE 802.3 / IEEE802.3u  
 Automatic MDIX Function  
 RJ-45 Connector x 1

#### PSE

Output Voltage within 44~57V  
 Safety-Extra-Low-Voltage (SELV) Compliant  
 Maximum output power 15 Watts

#### Physical Dimension ( L x W x H ):

180mm x 165mm x 95mm

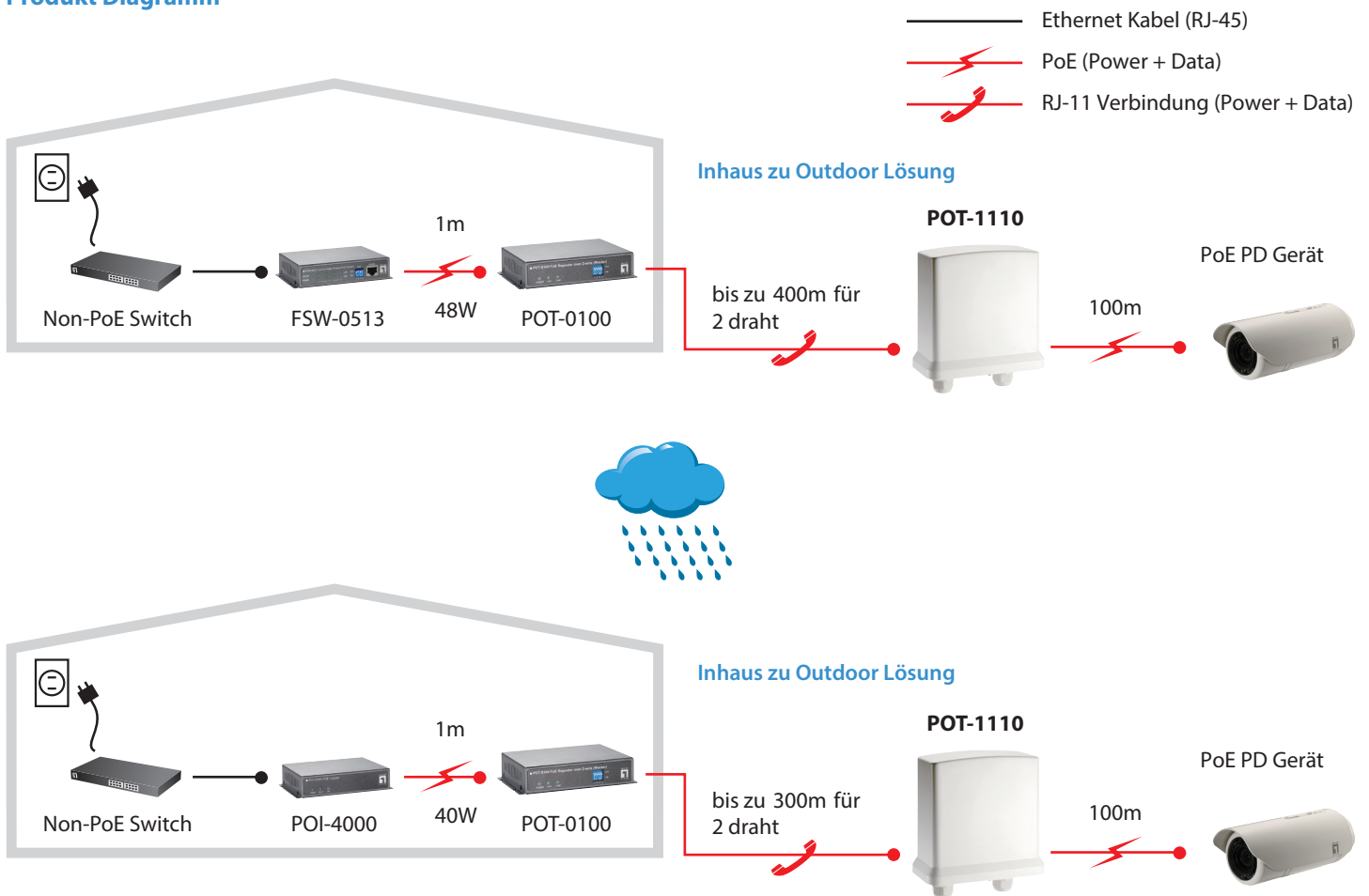
#### Operating Environment:

Humidity: 5% ~95% non-condensing  
 Temperature: 0~50°C

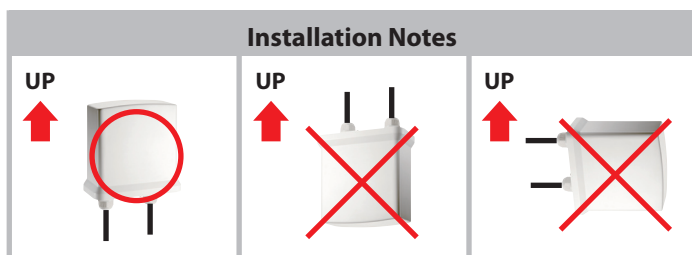
#### Regulatory Compliance:

FCC Rules Part 15  
 CE

### Produkt Diagramm



Anmerkung: Standardreichweiten bei Anwendung mit einem 24AWG RJ-11 Kabel.



**Order Information**

**POT-1110:** Outdoor PoE Repeater over 2-wire (Slave)

**Package Contents**

POT-1110 x 1

User Manual x 1

Mounting kit x 1