



Front and rear door steel, 1-part, with turning handle



Front door opened



Side view from the right (left side = front side)

Common Specifications

- 19" network cabinet according to DIN 41494
- Steel sheet housing with welded frame, completely pre-assembled
- Pre-assembled plinth 100 mm
- Inside front and rear 4 x 19" profiles (2 front, 2 rear), galvanised, depth-adjustable in 25 mm raster
- Numbering of rack units at the profiles
- Front and rear door steel, 1-part
- Front and rear door with 2-point-bar locking with turning handle, lockable (profile half-cylinder not exchangeable by customer)
- Front and rear door with door opening angle > 120°
- Side walls not detachable
- Inner roof with cutout for accommodation of fan units (see table at page 2)
- Bottom prepared with inlet filters and cable entry grommets Ø 80 mm (material rubber, conical)
- All cabinets sections inside completely grounded
- Max. load 1000 kg static
- Paint finish RAL7035, light grey / RAL9005, jet black
- Protection degree IP55
- Included in delivery: 1 x set of captive nuts (PU 20 pcs.), plinth pre-assembled, 2 x key
- Delivery in transport packaging on disposable pallet




Art.Nr.	69xxxxIP55_xx	Datei	69xxxxIP55_xx.indd		
Beschreibung	19" Netzwerkschrank IP55, vormontierter Sockel, RAL7035 / RAL9005				
Erstellt	Datum	Letzte Revision	Datum	Geprüft	Datum
MN	28.02.2018	MN	28.02.2018	MN	28.02.2018



Front door with gasket and solid hinges



Bottom sheet with filters and conical rubber grommets for cable entry



Pre-assembled plinth with air inlets and cable entry openings (lateral).
Plinth height 100 mm.

Cabinet depth	600 mm	800 mm	1000 mm	
Distance of the 19" levels (front - front)	350 mm	550 mm	750 mm	

Ordering Data

Art.-No.	U	Width	Depth	Height	Front Door	Rear Door	Colour
692442IP55.GR	42	800 mm	1000 mm	2160 mm	Steel door, 1-part	Steel door, 1-part	RAL7035, light grey
691742IP55.GR	42	800 mm	800 mm	2160 mm	Steel door, 1-part	Steel door, 1-part	RAL7035, light grey
692724IP55.GR	24	800 mm	800 mm	1360 mm	Steel door, 1-part	Steel door, 1-part	RAL7035, light grey
692524IP55.GR	24	600 mm	600 mm	1360 mm	Steel door, 1-part	Steel door, 1-part	RAL7035, light grey

Suitable Accessories (Fans)

Cabinet Dimensions	Width	Depth	Height	Suitable Fans	Suitable Fans (Art.-No.)
692442IP55.xx	800 mm	1000 mm	2160 mm	2-/4-/6-fan	691654V3 / 691655V3 / 691659V3
691742IP55.xx	800 mm	800 mm	2160 mm	2-/4-/6-fan	691654V3 / 691655V3 / 691659V3
692724IP55.xx	800 mm	800 mm	1360 mm	2-/4-/6-fan	691654V3 / 691655V3 / 691659V3
692524IP55.xx	600 mm	600 mm	1360 mm	only 2-fan	691654V3

2-fan unit
Art.-No. 691654V3



4-fan unit
Art.-No. 691655V3



6-fan unit
Art.-No. 691659V3

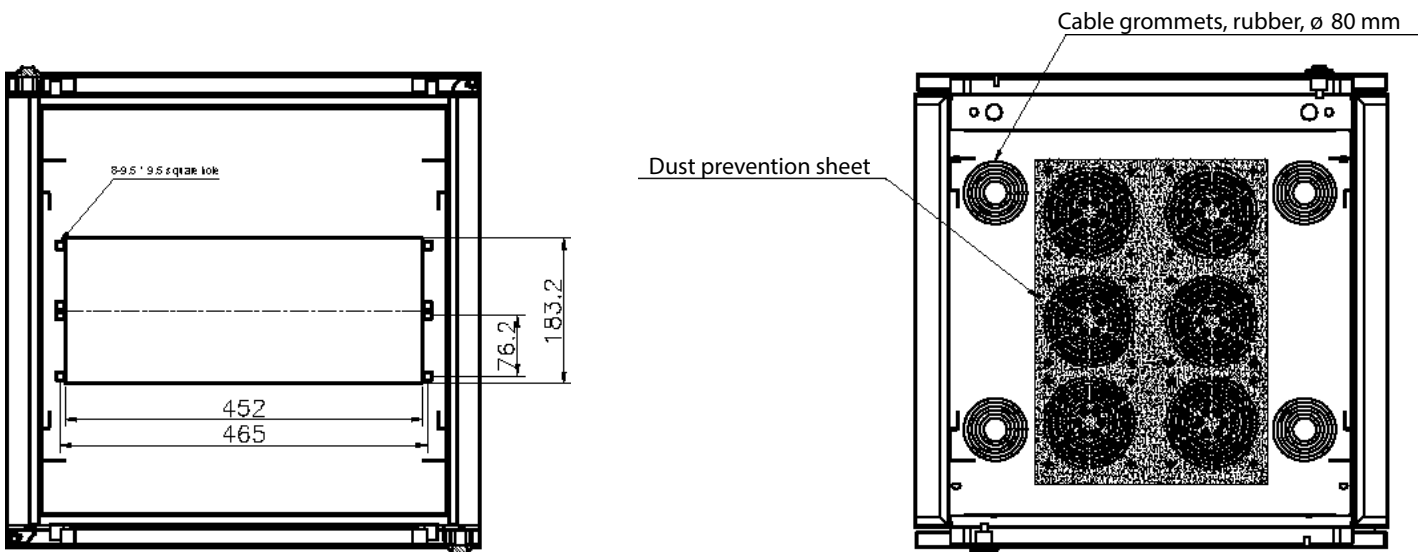
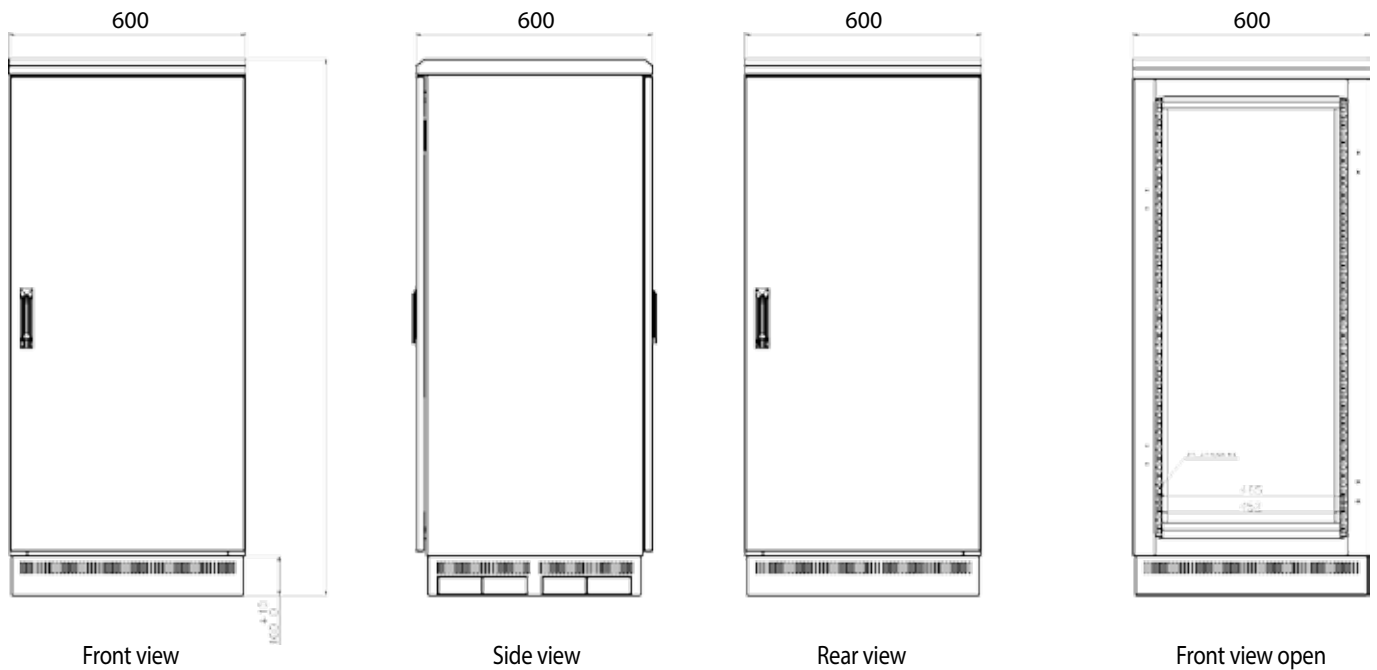


In cabinets width x height = 600 x 600 mm, 2-fan units are mountable
For 800 x 800 mm cabinets, 2-/4- and 6-fan unit are mountable



Art.Nr.	69xxxxIP55_xx	Datei	69xxxxIP55_xx.indd		
Beschreibung	19" Netzwerkschrank IP55, vormontierter Sockel, RAL7035 / RAL9005				
Erstellt	Datum	Letzte Revision	Datum	Geprüft	Datum
MN	28.02.2018	MN	28.02.2018	MN	28.02.2018

Technical Drawings 600 x 600 mm

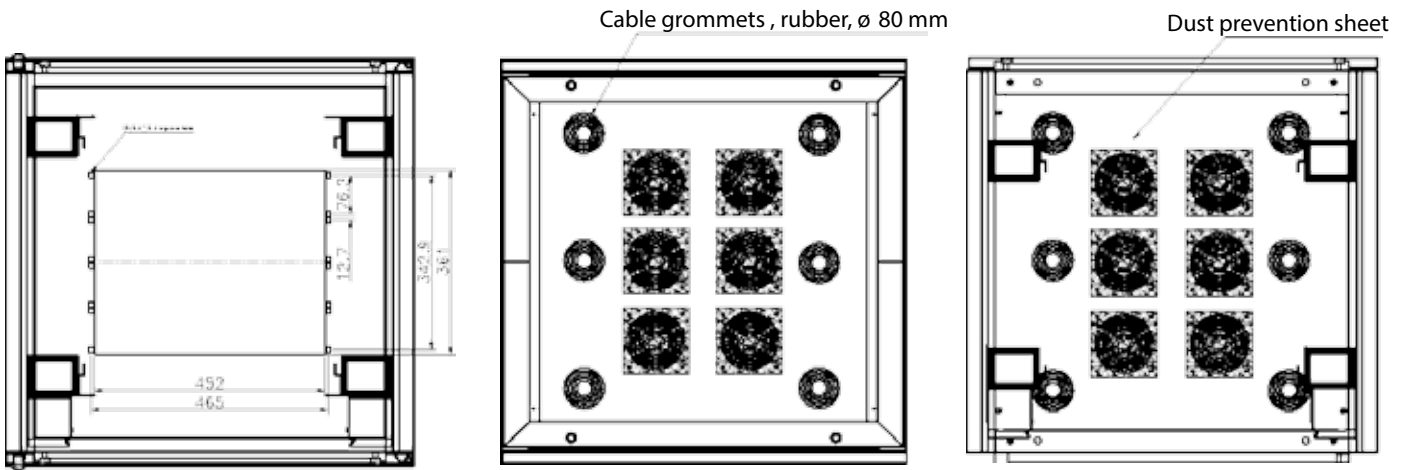
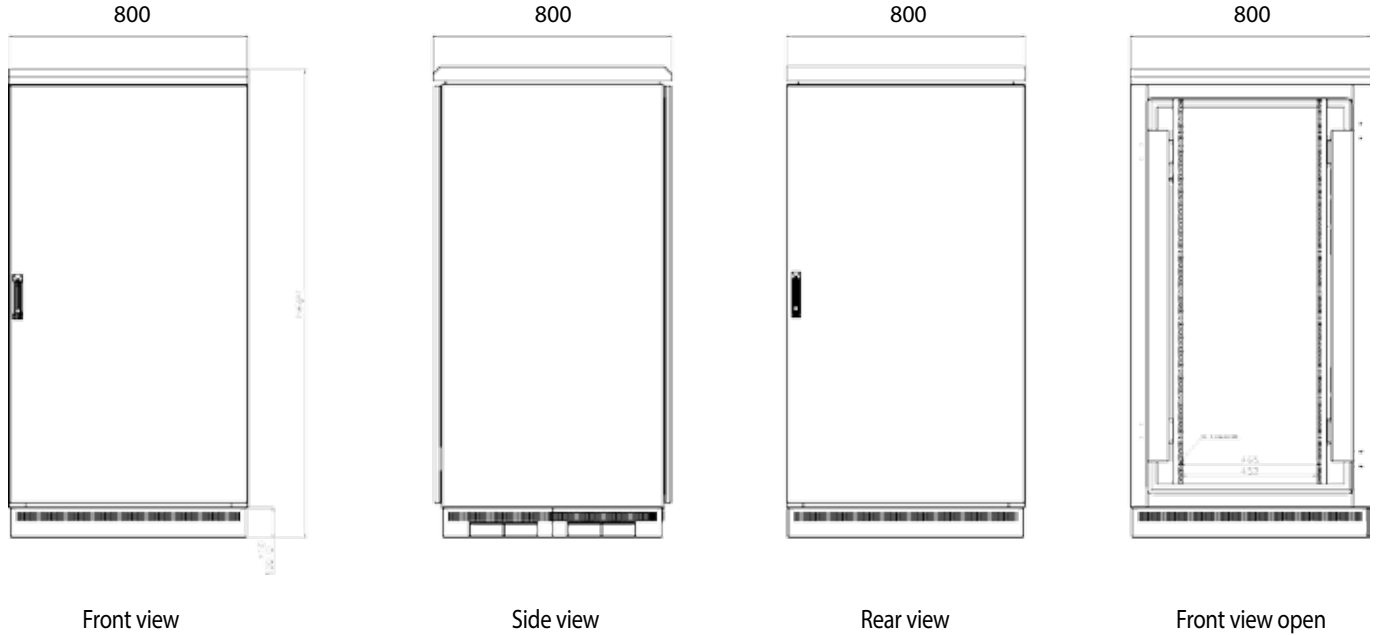


Fan opening suitable for EFB 2-fan unit
Art.-No. 691654(TS)V3



Art.Nr.	69xxxxIP55_xx	Datei	69xxxxIP55_xx.indd		
Beschreibung	19" Netzwerkschrank IP55, vormontierter Sockel, RAL7035 / RAL9005				
Erstellt	Datum	Letzte Revision	Datum	Geprüft	Datum
MN	28.02.2018	MN	28.02.2018	MN	28.02.2018

Technical Drawings 800 x 800 mm



Fan opening suitable for EFB 2-/4-/6-fan unit
 Art.-No. 691654(TS)V3 / 691655(TS)V3 / 691659 (TS)V3



Art.Nr.	69xxxxIP55_xx	Datei	69xxxxIP55_xx.indd		
Beschreibung	19" Netzwerkschrank IP55, vormontierter Sockel, RAL7035 / RAL9005				
Erstellt	Datum	Letzte Revision	Datum	Geprüft	Datum
MN	28.02.2018	MN	28.02.2018	MN	28.02.2018