

DATASHEET

19" Network Cabinet Modular, Unequipped Frame

Art.-No. 692515U.. 692447U

for modular upgrading or use as "open rack"



unequipped basic frame
for modular upgrading

depth-adjustable 19" profiles
with numbering of rack units

all cabinet parts are
internally earthed

front and rear side can be
equipped with doors in full
cabinet height

Content	Page
basic configuration	1
ordering data	2
overview doors and side walls	3
drawing roof width 800 mm	4
drawing bottom width 800 mm	5
drawing roof width 600 mm	6

Common Specifications

- 19" network cabinet DIN41494
- Steel sheet housing with welded frame, completely pre-assembled, self-ventilated, not detachable
- Inside 4 x 19" profiles (2 front, 2 rear), galvanised, depth-adjustable in 25 mm raster
- Numbering of rack units at the profiles
- Delivery without front and rear door - for modular, individual upgrading with doors and side walls
- For installed front and rear door door stop left or right-sided possible
- For installed front and rear door, door opening angle 180° due to exterior hinges
- Delivery without side walls
- For installed side walls, these are detachable via 2 x latch locking (lock equal to the door locks)
- Cabinets stackable with and without side walls, line-up bolt set (Art.-No. 691644) suitable for detached walls, else screwable with screws and nuts M6
- Roof and bottom with 4 pre-punched openings for cable entry (front/rear/left/right) and for accommodation of fans and filter units (for 600 mm cabinet width cable entry only front/rear)
- Internal earthing of all cabinet parts
- Max. load 600 kg, increase to 1000 kg possible via traverse set Art.-No. 691679N.x
- Paint finish RAL7035, light grey
- Protection degree IP20 reachable with mounting of front door, rear door and side walls
- Included accessories: 1 x brush terminal, 1 x set of captive nuts (PU 20 pcs.), 4 x levelling feet M10
- Delivery in transport packaging on disposable pallet



Art.-Nr.	692515U .. 692447U	Datei	692515U_692447U.indd		
Beschreibung	19" Netzwerkschrank Modular, unbestückte Grundgestelle				
Erstellt	Datum	Letzte Revision	Datum	Geprüft	Datum
MN	27.10.2014	MN	27.10.2014	MN	27.10.2014


DATASHEET

19" Network Cabinet Modular, Unequipped Frame

Art.-No. 692515U.. 692447U



internal earthing
of all cabinet parts



Roof- and bottom with 4 pre-punched openings for cable entry
(front/rear/left/right)



Cabinet Depth	600 mm	800 mm	1000 mm	1200 mm
Distance of the 19" levels (front - to - front)	374 mm	547 mm	747 mm	947 mm

Ordering Data

Art.-No.	Width	Depth
15U / Cabinet Height 780 mm		
692515U	600 mm	600 mm
692615U	600 mm	800 mm
692715U	800 mm	800 mm
18U / Cabinet Height 915 mm		
692518U	600 mm	600 mm
692618U	600 mm	800 mm
692718U	800 mm	800 mm
22U / Cabinet Height 1095 mm		
692522U	600 mm	600 mm
692622U	600 mm	800 mm
692722U	800 mm	800 mm
27U / Cabinet Height 1315 mm		
692527U	600 mm	600 mm
692627U	600 mm	800 mm
692727U	800 mm	800 mm
32U / Cabinet Height 1535 mm		
692532U	600 mm	600 mm
692632U	600 mm	800 mm
692732U	800 mm	800 mm
42U / Cabinet Height 1980 mm		
691942U	600 mm	600 mm
691842U	600 mm	800 mm
692542U	800 mm	600 mm
691742U	800 mm	800 mm
692442U	800 mm	1000 mm
693342U	800 mm	1200 mm
47U / Cabinet Height 2200 mm		
691747U	800 mm	800 mm
692447U	800 mm	1000 mm



Art.-Nr.	692515U .. 692447U	Datei	692515U_692447U.indd		
Beschreibung	19" Netzwerkschrank Modular, unbestückte Grundgestelle				
Erstellt	Datum	Letzte Revision	Datum	Geprüft	Datum
MN	27.10.2014	MN	27.10.2014	MN	27.10.2014

DATASHEET

19" Network Cabinet Modular, Unequipped Frame

Art.-No. 692515U.. 692447U



glass (G) 1-part 1023-N428G1.GR	glass (G) 2-part 1023-N428G2.GR	steel (S) 1-part 1023-N428S1.GR	steel (S) 2-part 1023-S428S2.GR	steel, perf. (P) 1-part 1023-S428P1.GR	steel, perf. (P) 2-part 1023-S428P2.GR	full glass (V) 1-part 1023-S428V1.GR
------------------------------------	------------------------------------	------------------------------------	------------------------------------	-------------------------------------------	-------------------------------------------	-----------------------------------------

Definition of Door Types

Article numbers of the different door and wall types are defined with an easy number code.

Example:

Door with 1-point latch-locking, 42U, width 800 mm, steel sheet, 1-part, RAL7035 = Art.-No. 1023-N428S1.GR

Prefix	Locking Type:	Height	Cabinet Width	Type	Division	Paint Finish
1023-	N	42	8	S	1	.GR
	N = 1-point latch-locking	42U	6 = 600 mm	G = glass door	1 = 1-part	.GR = RAL7035, light grey
	S = 3-point bar-locking		8 = 800 mm	S = steel door	2 = 2-part	.TS = RAL9005, deep black
	V = 2 x latch (no turning handle)			P = steel, perforated		
				V = full glass		

- All doors with turning lever are equipped with exchangeable profile half-cylinders acc. to DIN 18252 / EN1303
- Full glass doors are equipped with 2 latches instead of turning lever (see picture)
- Divided steel doors and 1-part and 2-part perforated doors are only available with 3-point bar-locking

Definition of Side Walls

Example: side wall for 42U, 800 mm cabinet depth, RAL7035 (light grey) = Art.-No. 1023-W428N.GR

Prefix	Locking Type	Height	Cabinet Depth	Identification	Paint Finish
1023-	W	42	8		.GR
	W = side wall	42U	6 = 600 mm	N = suitable for new cabinet series N/U	.GR = RAL7035, light grey
			8 = 800 mm		.TS = RAL9005, deep black
			0 = 1000 mm		

- Side walls for 800 mm depth are also available with perforation: Art.-No. 1023-W428NP.GR



wall (W)
1023-W428N.GR



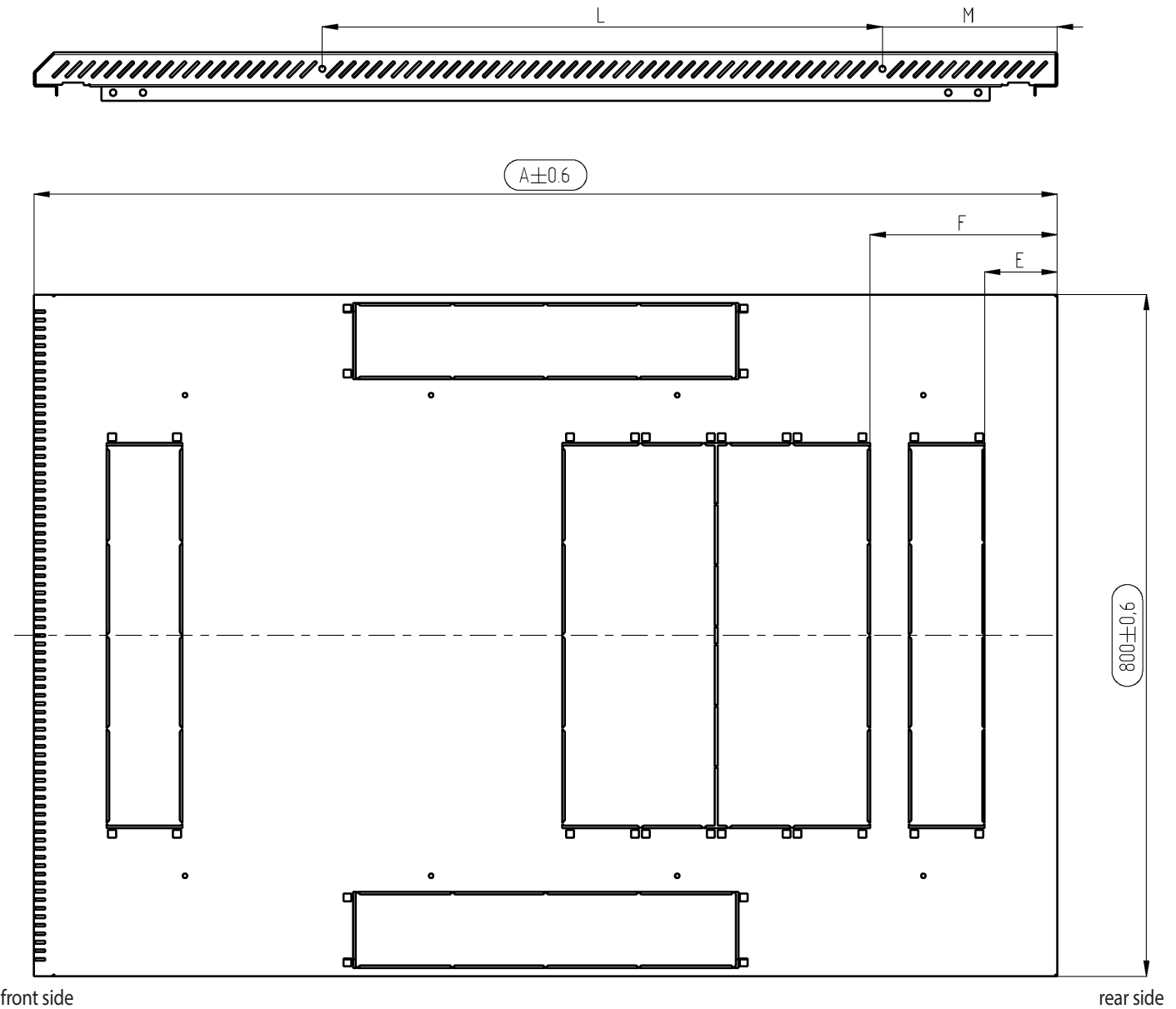
Art.-Nr.	692515U..692447U	Datei	692515U_692447U.indd		
Beschreibung	19" Netzwerkschrank Modular, unbestückte Grundgestelle				
Erstellt	Datum	Letzte Revision	Datum	Geprüft	Datum
MN	27.10.2014	MN	27.10.2014	MN	27.10.2014

DATASHEET

19" Network Cabinet Modular, Unequipped Frame

Art.-No. 692515U.. 692447U

Technical drawing of roof for cabinet width 800 mm



front side

rear side

Cabinet Dimensions	A	E	F	L	M
W x D 800 x 600 mm	600 mm	75 mm	209.5 mm	350 mm	100 mm
W x D 800 x 800 mm	800 mm	85 mm	219.5 mm	457 mm	205 mm
W x D 800 x 1000 mm	1000 mm	85 mm	219.5 mm	657 mm	205 mm
W x D 800 x 1200 mm	1200 mm	85 mm	219.5 mm	657 mm	205 mm



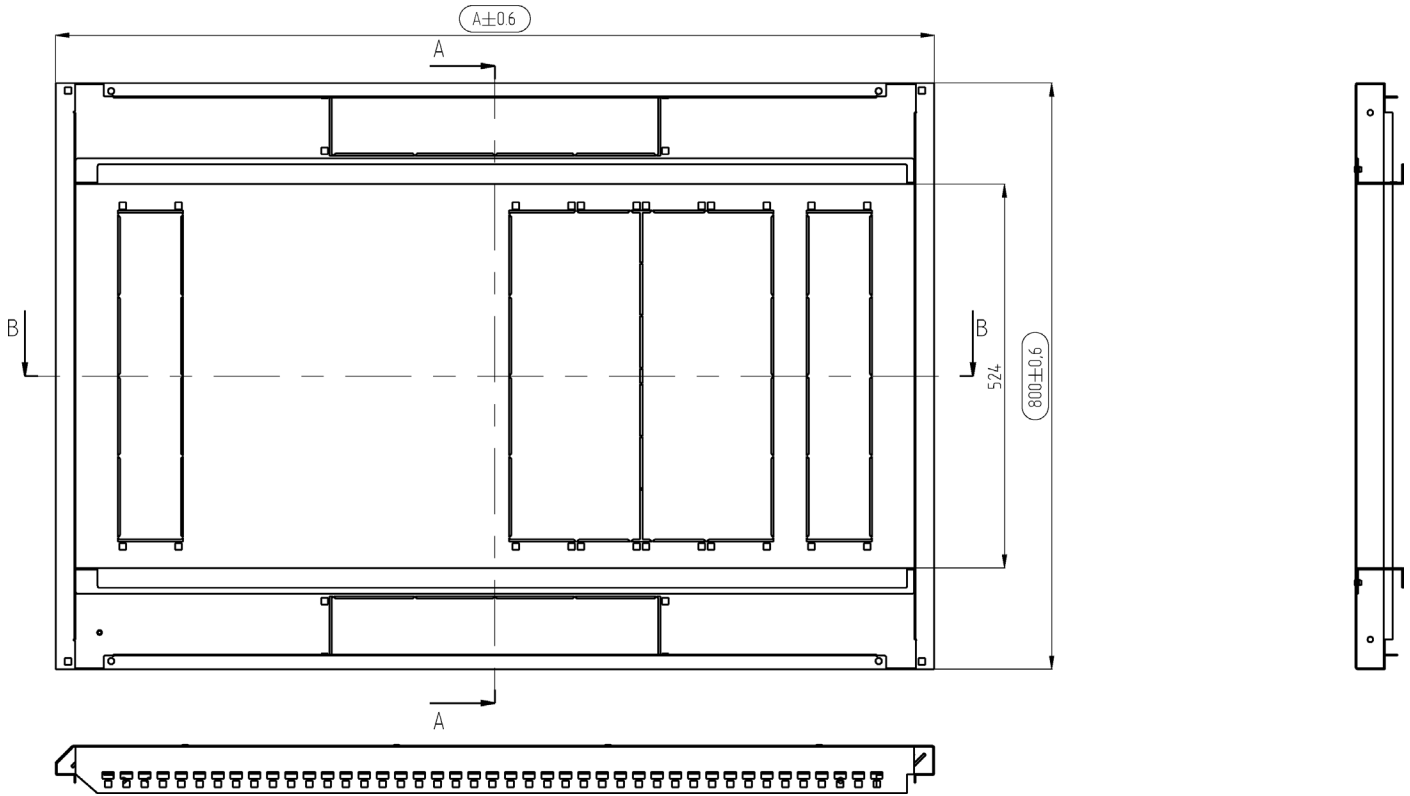
Art.-Nr.	692515U .. 692447U	Datei	692515U_692447U.indd		
Beschreibung	19" Netzwerkschrank Modular, unbestückte Grundgestelle				
Erstellt	Datum	Letzte Revision	Datum	Geprüft	Datum
MN	27.10.2014	MN	27.10.2014	MN	27.10.2014

DATASHEET

19" Network Cabinet Modular, Unequipped Frame

Art.-No. 692515U.. 692447U

Technical drawing of bottom for cabinet width 800 mm



front side

rear side

Cabinet Dimensions	A
Breite x Tiefe 800 x 800	800 mm
Breite x Tiefe 800 x 1000	1000 mm
Breite x Tiefe 800 x 1200	1200 mm



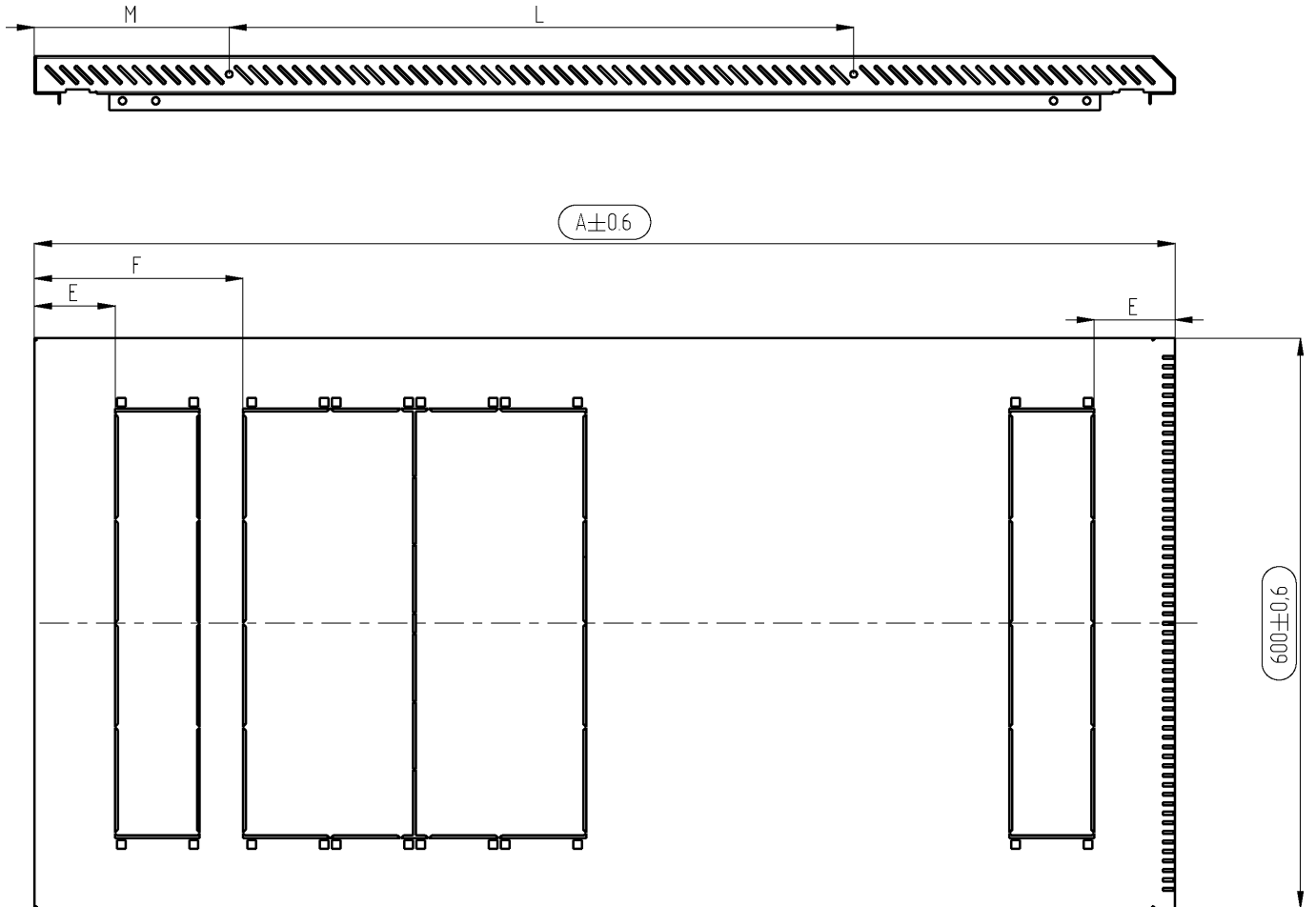
Art.-Nr.	692515U .. 692447U	Datei	692515U_692447U.indd		
Beschreibung	19" Netzwerkschrank Modular, unbestückte Grundgestelle				
Erstellt	Datum	Letzte Revision	Datum	Geprüft	Datum
MN	27.10.2014	MN	27.10.2014	MN	27.10.2014

DATASHEET

19" Network Cabinet Modular, Unequipped Frame

Art.-No. 692515U.. 692447U

Technical drawing of roof for cabinet width 600 mm



rear side

front side

Cabinet Dimensions	A	E	F	L	M
W x D 600 x 600 mm	600 mm	75 mm	209.5 mm	350 mm	100 mm
W x D 600 x 800 mm	800 mm	85 mm	219.5 mm	457 mm	205 mm
W x D 600 x 1000 mm	1000 mm	85 mm	219.5 mm	657 mm	205 mm
W x D 600 x 1200 mm	1200 mm	85 mm	219.5 mm	657 mm	205 mm



Art.-Nr.	692515U..692447U	Datei	692515U_692447U.indd		
Beschreibung	19" Netzwerkschrank Modular, unbestückte Grundgestelle				
Erstellt	Datum	Letzte Revision	Datum	Geprüft	Datum
MN	27.10.2014	MN	27.10.2014	MN	27.10.2014